


# 1x4 HDMI Splitter

Model : FH-SP104E

**Supports resolution 4Kx2K @60Hz(YUV 4:2:0), HDCP, EDID**

## Operating Instructions



## Notice

The information in this document is subject to change without notice. Every effort has been made in the preparation of this document to ensure accuracy of the contents, but all statements, information, and recommendations in this document do not constitute the warranty of any kind, express or implied.

## Features

- Simultaneously displays an Ultra Hi-Def source on up to four Ultra HD displays.
- Supports resolutions up to Ultra HD 4Kx2K(3840x2160@60Hz YUV 4:2:0 ) and 1080p Full HD.
- Supports four kinds of EDID handling abilities: mixed EDID, copy EDID, default 1080p output, default 4Kx2K output.
- Supports 36 bit Deep Color.
- Supports LPCM 7.1, Dolby TrueHD, Dolby digital Plus, and DTS-HD Master Audio .
- Supports HDMI input/output cable 10 to 15 meters at 1080p/8-bit resolution.
- HDCP Compliant.
- Support 3D.

## Package Contents

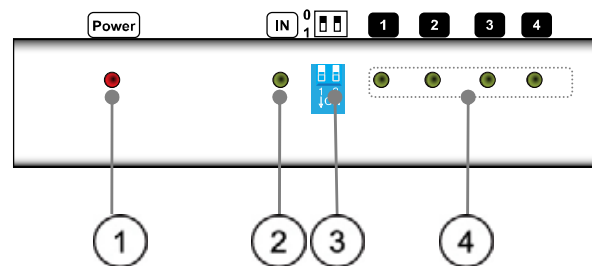
- 1x HDMI Splitter
- 1x 5V/1A DC Adapter
- 1x User Manual

## SPECIFICATIONS

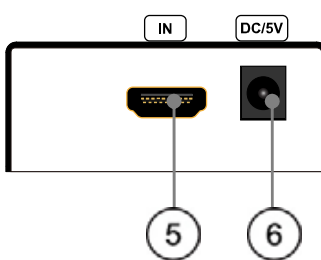
Operating Temperature	-5 to +35°C (+23 to +95°F)		
Operating Humidity	5 to 90%RH (No Condensation)		
Bandwidth frequency	10.2Gbps		
Input ports	1xHDMI(female)		
Output ports	4xHDMI outputs(female)		
Resolution outputs	up to 4Kx2K(3840x2160@60Hz YUV 4:2:0)		
Dimensions(LxWxH)	115x62x25mm		
Power consumption	1W(MAX)		
Transmission Distance	15m(Maximum)over	standard	HDMI
Net Weight	210g		

## PANEL DESCRIPTIONS

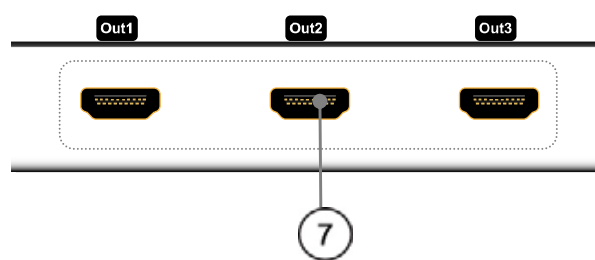
### Front Panel



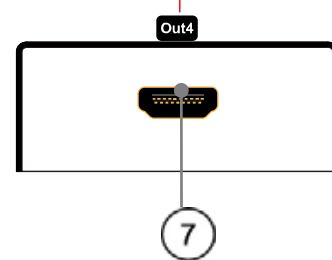
### Left Panel



### Rear Panel



### Right Panel prior port



- ① Power input indicator
- ② Indicator of HDMI input
- ③ DIP switch for EDID choosing

- ④ Indicator of HDMI output
- ⑤ HDMI input
- ⑥ Power input

0 1 1 2 00: mixed EDID,

0 1 1 2 11: copy EDID,

0 1 1 2 10: default 1080p output,

0 1 1 2 01: default 4Kx2K output

- ⑦ HDMI output

## EDID Introduction:

**00: Mixed EDID:** always follow the lowest resolution of the displays connected to the 4 outputs, in order to support all displays show the source.

**11: Copy EDID:** Output 4 is a prior port.

a. When **output 4** is connected to the display, all other displays connected to the other 3 outputs will follow the Resolution of output 4.

b. When **output 4** is disconnected, all other 3 displays will output 1080p.

**10: Default 1080p output:** output a default 1080p source, in this case all outputs will display 1080p if they support resolution 1080p and above.

**01: Default 4Kx2K output:** output a default 4Kx2K source, in this case all outputs will display 4Kx2K if they support resolution 4Kx2K and above.

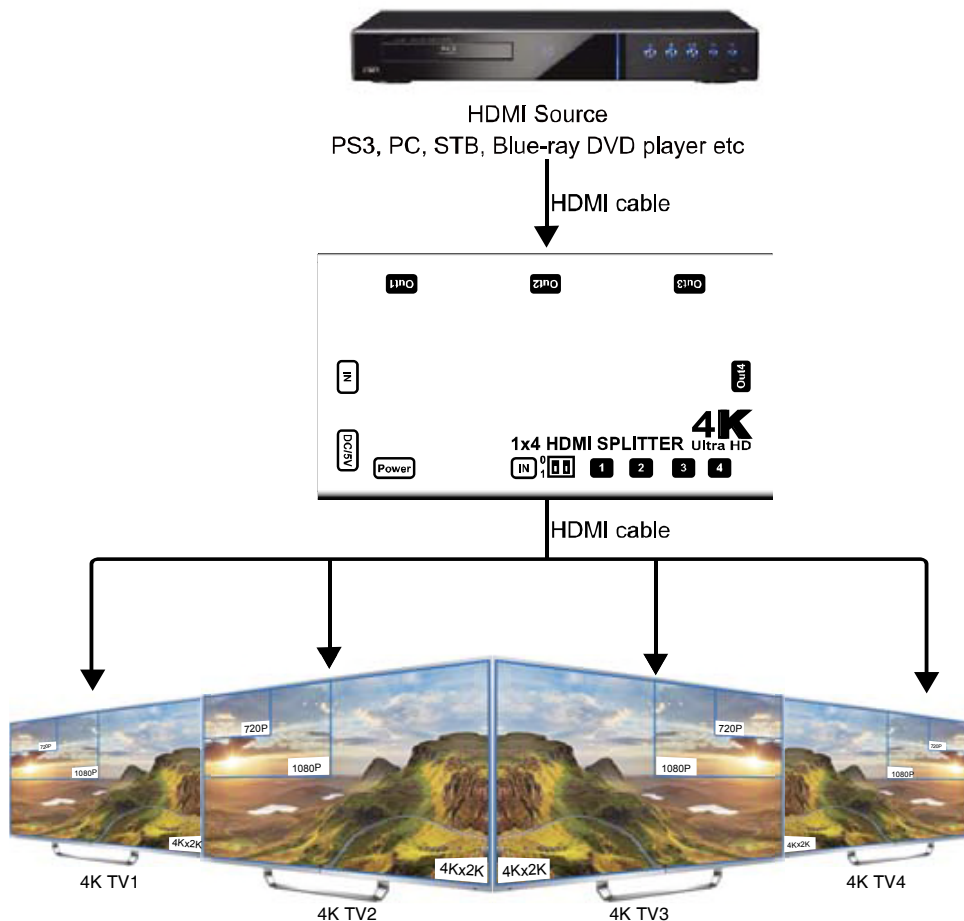


**Note Please restart the splitter when change EDID mode!**

## Connecting and operating

- 1) Connect the HDMI input source to input port of HDMI splitter.
- 2) Connect the HDMI splitter output ports to the displays.
- 3) Power up splitter, source and displays.

## Connection Diagram



## Safety information

### Safeguards



**To reduce the risk of electric shock, do not expose this product to rain or moisture**

### PRODUCT SERVICE

1) **Damage requiring service:** The unit should be serviced by qualified service personnel if:

- (a) The DC power supply cord or AC adaptor has been damaged;
- (b) Objects or liquids have gotten into the unit;
- (c) The unit has been exposed to rain;
- (d) The unit does not operate normally or exhibits a marked change in performance;
- (e) The unit has been dropped or the cabinet damaged.

**Service Personnel:** Do not attempt to service the unit beyond that described in these operating instructions. Refer all other servicing to authorized servicing personnel.

2) **Replacement parts:** When parts need replacing ensure the servicer uses parts specified by the manufacturer or parts that have the same characteristics as the original parts. Unauthorized substitutes may result in fire, electric shock, or other hazards.

3) **Safety check:** After repairs or service, ask the servicer to perform safety checks to confirm that the unit is in proper working condition.

### WARRANTY

If your product does not work properly because of a defect in materials or workmanship, our Company (referred to as "the warrantor" ) will , for the length of the period indicated as below, **(Parts(2)Years ,Labor(90) Days)** which starts with the date of original purchase ("Limited Warranty period"), at its option either(a) repair your product with new or refurbished parts, or (b) replace it with a new or a refurbished product. The decision to repair or replace will be made by the warrantor. During the "Labor" Limited Warranty period there will be no charge for labor. During the "Parts" warranty period, there will be no charge for parts. You must mail-in your product during the warranty period. This Limited Warranty is extended only to the original purchaser and only covers product purchased as new. A purchase receipt or other proof of original purchase date is required for Limited Warranty service.

### Mail-In Service

When shipping the unit carefully pack and send it prepaid, adequately insured and preferably in the original carton. Include a letter detailing the complaint and provide a day time phone and/or email address where you can be reached.

### LIMITED WARRANTY LIMITS AND EXCLUSIONS

1) This Limited Warranty ONLY COVERS failures due to defects in materials or workmanship, and DOES NOT COVER normal wear and tear or cosmetic damage. The Limited Warranty ALSO DOES NOT COVER damages which occurred in shipment, or failures which are caused by products not supplied by warrantor, or failures which result from accidents, misuse, abuse, neglect, mishandling, misapplication, alteration, faulty installation, set-up adjustments, misadjustment of consumer controls, improper maintenance, power line surge, lightning damage, modification, or service by anyone other than a Factory Service center or other Authorized Servicer, or damage that is attributable to acts of God.

2) THERE ARE NO EXPRESS WARRANTIES EXCEPT AS LISTED UNDER "LIMITED WARRANTY COVERAGE". THE WARRANTOR IS NOT LIABLE FOR INCIDENTAL OR CONSEQUENTIAL DAMAGES RESULTING FROM THE USE OF THIS PRODUCT, OR ARISING OUT OF ANY BREACH OF THIS WARRANTY. (As examples, this excludes damages for lost time, cost of having someone remove or re-install an installed unit if applicable, travel to and from the service, loss of or damage to media or images, data or other recorded content. The items listed are not exclusive, but are for illustration only.

3) PARTS AND SERVICE, WHICH ARE NOT COVERED BY THIS LIMITED WARRANTY, ARE YOUR RESPONSIBILITY.